

(D)(a) Statement showing Shareholding Pattern

Name of the Company : R.P.P. Infra Projects Limited

Scrip Code, Name of the scrip, class of security :533284, RPPINFRA and EQUITY


As on Date : 31-Mar-2014

Partly paid-up shares	No. of partly paid-up shares	As a % of total no. of partly paid-up Shares	As a % of total no. of shares of the company
Held by promoter/promoter group	0	0	0
Held by public	0	0	0
Total	0	0	0
Outstanding convertible securities	No. of outstanding securities	As a % of total no. of outstanding convertible securities	As a % of total no. of shares of the company, assuming full conversion of the convertible securities
Held by promoter/promoter group	0	0	0
Held by public	0	0	0
Total	0	0	0
Warrants	No. of warrants	As a % of total no. of warrants	As a % of total no. of shares of the company, assuming full conversion of Warrants
Held by promoter/promoter group	0	0	0
Held by public	0	0	0
Total	0	0	0
Total paid-up capital of the company, assuming full conversion of warrants and convertible securities	22600584		

R. S. Gupta
R. S. Gupta

(I)(a) Statement showing Shareholding Pattern

Sr. no.	Category of shareholder	Number of shareholders	Total number of shares	Number of shares held in dematerialized form	Total shareholding as a percentage of total number of shares		Shares Pledged or otherwise encumbered	
					As a percentage of (A+B) ¹ (VI)	As a percentage of (A+B+C) (VII)	Number of shares (VIII)	As a percentage (IX) = (VIII) / (IV) * 100
(I)	(II)	(III)	(IV)	(V)				
(A)	Promoter and Promoter Group²							
(1)	Indian							
(a)	Individuals/Hindu Undivided Family	5	16368391	16368391	72.42	72.42	7038827	43.00
(b)	Central Government/State Government(s)	0	0	0	0.00	0.00	0	0
(c)	Bodies Corporate	0	0	0	0.00	0.00	0	0
(d)	Financial Institutions/Banks	0	0	0	0.00	0.00	0	0
(e)	Any Other (Total)	0	0	0	0.00	0.00	0	0
	Sub-Total (A)(1)	5	16368391	16368391	72.42	72.42	7038827	43.00
(2)	Foreign							
(a)	Individuals (Non-Resident Individuals/Foreign Individuals)	0	0	0	0.00	0.00	0	0.00
(b)	Bodies Corporate	0	0	0	0.00	0.00	0	0.00
(c)	Institutions	0	0	0	0.00	0.00	0	0.00
(d)	Qualified Foreign Investor	0	0	0	0.00	0.00	0	0.00
(e)	Any Other (Total)	0	0	0	0.00	0.00	0	0.00
	Sub-Total (A)(2)	0	0	0	0.00	0.00	0	0.00
	Total Shareholding of	5	16368391	16368391	72.42	72.42	7038827	43.00


 R. S. J.
 Director

	Promoter and Promoter Group (A)= (A)(1)+(A)(2)								
(B)	Public shareholding³								
(1)	Institutions								
(a)	Mutual Funds/UTI	0	0	0	0.00	0.00	N.A.	N.A.	
(b)	Financial Institutions/Banks	0	0	0	0.00	0.00	N.A.	N.A.	
(c)	Central Government/State Government(s)	0	0	0	0.00	0.00	N.A.	N.A.	
(d)	Venture Capital Funds	0	0	0	0.00	0.00	N.A.	N.A.	
(e)	Insurance Companies	0	0	0	0.00	0.00	N.A.	N.A.	
(f)	Foreign Institutional Investors	0	0	0	0.00	0.00	N.A.	N.A.	
(g)	Foreign Venture Capital Investors	0	0	0	0.00	0.00	N.A.	N.A.	
(h)	Qualified Foreign Investor	0	0	0	0.00	0.00	N.A.	N.A.	
(i)	Any Other (Total)	0	0	0	0.00	0.00	N.A.	N.A.	
	Sub-Total (B)(1)	0	0	0	0.00	0.00	N.A.	N.A.	
(2)	Non-institutions								
(a)	Bodies Corporate	116	4485836	4485836	19.85	19.85	N.A.	N.A.	
(b)	Individuals - i. Individual Shareholders Holding Nominal Share Capital Up To >Rs. 1 Lakh.	2651	738029	737182	3.27	3.27	N.A.	N.A.	
	Individuals - ii. Individual Shareholders Holding Nominal Share Capital In Excess Of Rs. 1 Lakh	14	727771	727771	3.22	3.22	N.A.	N.A.	
(c)	Qualified Foreign Investor	0	0	0	0.00	0.00	N.A.	N.A.	
(d)	Any Other (Total)	142	280557	280557	1.24	1.24	N.A.	N.A.	
(d1)	CLEARING MEMBERS	4	314	314	0.00	0.00	N.A.	N.A.	


R. Singh

(d2)	HINDU UNDIVIDED FAMILIES	121	273860	273860	1.21	1.21	N.A.	N.A.
(d3)	NON RESIDENT INDIANS	17	6383	6383	0.03	0.03	N.A.	N.A.
	Sub-Total (B)(2)	2923	6232193	6231346	27.58	27.58	N.A.	N.A.
	Total Public Shareholding (B)= (B)(1)+(B)(2)	2923	6232193	6231346	27.58	27.58	N.A.	N.A.
	TOTAL (A)+(B)	2928	22600584	22599737	100.00	100.00	7038827	31.14
(C)	Shares held by Custodians and against which Depository Receipts have been issued	0	0	0	N.A.	0.00	N.A.	N.A.
C1	Promoter and Promoter Group	0	0	0	N.A.	0	N.A.	N.A.
C2	Public	0	0	0	N.A.	0	N.A.	N.A.
	GRAND TOTAL (A)+(B)+(C)	2928	22600584	22599737	N.A.	100.00	7038827	31.14

¹For determining public shareholding for the purpose of Clause 40A.


²For definitions of "Promoter" and "Promoter Group", refer to Clause 40A.

³For definitions of "Public Shareholding", refer to Clause 40A.

For

 Date

(I)(b) Statement showing Shareholding of persons belonging to the category "Promoter and Promoter Group"

Sr. No.	Name of the shareholder	PAN of the Shareholder	Total Shares held		Shares pledged or otherwise encumbered			Details of warrants		Details of convertible securities		Total shares (including underlying shares assuming full conversion of warrants and convertible securities) as a % of diluted share capital (XIII)
			Number	as a % of grand total (A) + (B) + (C) (V)	Number	as a percentage (VII) = (VI) / (IV)*100	as a % of grand total (A) + (B) + (C) of sub-clause (I)(a) (VIII)	Number of warrants held (XI)	As a % total number of warrants of the same class (X)	Number of convertible securities held (XI)	As a % total number of convertible securities of the same class (XII)	
(I)	(II)	(III)	(IV)	(V)	(VI)	(VII)	(VIII)	(XI)	(X)	(XI)	(XII)	(XIII)
1	GOWRIAMMAL		50	0.00	0	0.00	0.00	0	0.00	0	0.00	0.00
2	ARULSUNDARAM NITHYA		6310665	27.92	4538827	71.92	20.08	0	0.00	0	0.00	27.92
3	A.NITHYA		109747	0.49	0	0.00	0.00	0	0.00	0	0.00	0.49
4	P.ARUL SUNDARAM		9788443	43.31	2500000	25.54	11.06	0	0.00	0	0.00	43.31
5	NITHYA.A		159486	0.71	0	0.00	0.00	0	0.00	0	0.00	0.71
	TOTAL		16368391	72.42	7038827	43.00	31.14	0	0.00	0	0.00	72.43

For P. Arul Sundaram

6.1.11

D(c) Statement showing Shareholding of persons belonging to the category "Public" and holding more than 1% of the total number of shares

Sr. No.	Name of the shareholder	PAN of the Shareholder	Number of shares	Shares as a percentage of total number of shares {i.e., Grand Total (A)+(B)+(C) indicated in Statement at para (I)(a) above}	Details of warrants		Details of convertible securities		Total shares (including underlying shares assuming full conversion of warrants and convertible securities) as a % of diluted
					Number of warrants held	As a % total number of warrants of the same class	Number of convertible securities held	% w.r.t total number of convertible securities of the same class	
1	UNISYS SOFTWARES AND HOLDINGS INDUSTRIES LIMITED		314449	1.39	0	0.00	0	0.00	1.39
2	SREE SARAVANA ENGINEERING BHAVANI PRIVATE LIMITED		328910	1.46	0	0.00	0	0.00	1.46
3	RADHASOAMI SECURITIES PRIVATE LIMITED		255150	1.13	0	0.00	0	0.00	1.13
4	HI TECH HOUSING		696927	3.08	0	0.00	0	0.00	3.08

R. S. S.
L. S.

	PROJECTS PRIVATE LIMITED								
5	COMFORT SECURITIES LIMITED		474267	2.10	0	0.00	0	0.00	2.1
	TOTAL		2069703	9.16	0	0.00	0	0.00	9.16

I)(c) Statement showing Shareholding of persons belonging to the category "Public" and holding more than 5% of the total number of shares

Sr. No.	Name of the shareholder	PAN of the Shareholder	Number of shares	Shares as a percentage of total number of shares {i.e., Grand Total (A)+(B)+(C) indicated in Statement at para (I)(a) above}	Details of warrants		Details of convertible securities		Total shares (including underlying shares assuming full conversion of warrants and convertible securities) as a % of diluted
					Number of warrants held	As a % total number of warrants of the same class	Number of convertible securities held	% w.r.t total number of convertible securities of the same class	
1	NIL		0	0.00	0	0.00	0	0.00	0.00
	TOTAL		0	0.00	0	0.00	0	0.00	0.00

R. S. J.

(I)(d) Statement showing details of locked-in shares

Sr. No.	Name of the shareholder	PAN of the Shareholder	Number of locked-in shares	Locked-in shares as a percentage of total number of shares {i.e., Grand Total (A)+(B)+(C) indicated in Statement at para (I)(a) above}
1	SIVAKUMAR P		480	0.00
2	MURLITHASAN RP		156	0.00
3	THIRUNAVVUKKARASU.S		156	0.00
4	PRAVEEN RD		50	0.00
	TOTAL		842	0.00


(II)(a) Statement showing details of Depository Receipts (DRs)

Sr. No.	Type of outstanding DR (ADRs, GDRs, SDRs, etc.)	Number of outstanding DRs	Number of shares underlying outstanding DRs	Shares underlying outstanding DRs as a percentage of total number of shares {i.e., Grand Total (A)+(B)+(C) indicated in Statement at para (I)(a) above}
	TOTAL	0	0	0.00

(II)(b) Statement showing holding of Depository Receipts (DRs), where underlying shares held by 'promoter/promoter group' are in excess of 1% of the total number of shares

Sr. No.	Name of the DR Holder	Type of outstanding DR (ADRs, GDRs, SDRs, etc.)	Number of shares underlying outstanding DRs	Shares underlying outstanding DRs as a percentage of total number of shares {i.e., Grand Total (A)+(B)+(C) indicated in Statement at para (I)(a) above}
		TOTAL	0	0.00

For [Name] [Signature]



(III) (a) Statement showing the voting pattern of shareholders, if more than one class of shares/securities is issued by the issuer.

Sr. no.	Category of shareholder	Number of Voting Rights held in each class of securities			Total Voting Rights (III+IV+V)	Total Voting Rights i.e. (VI)	
		Class X (III)	Class Y (IV)	Class Z (V)		As a percentage of (A+B) (VII)	As a percentage of (A+B+C) (VIII)
(I)	(II)				(VI)		
(A)	Promoter and Promoter Group²						
(1)	Indian						
(a)	Individuals/Hindu Undivided Family	0	0	0	0	0.00	0.00
(b)	Central Government/State Government(s)	0	0	0	0	0.00	0.00
(c)	Bodies Corporate	0	0	0	0	0.00	0.00
(d)	Financial Institutions/Banks	0	0	0	0	0.00	0.00
(e)	Any Other (Total)	0	0	0	0	0.00	0.00
	Sub-Total (A)(1)	0	0	0	0	0.00	0.00
(2)	Foreign						
(a)	Individuals (Non-Resident Individuals/Foreign Individuals)	0	0	0	0	0.00	0.00
(b)	Bodies Corporate	0	0	0	0	0.00	0.00
(c)	Institutions	0	0	0	0	0.00	0.00
(d)	Qualified Foreign Investor	0	0	0	0	0.00	0.00
(e)	Any Other (Total)	0	0	0	0	0.00	0.00
	Sub-Total (A)(2)	0	0	0	0	0.00	0.00
	Total Shareholding of Promoter and Promoter Group (A)= (A)(1)+(A)(2)	0	0	0	0	0.00	0.00
(B)	Public shareholding						
(1)	Institutions						

Signature of the Issuer

P. S. Srinivasan

(a)	Mutual Funds/UTI	0	0	0	0	0.00	0.00
(b)	Financial Institutions/Banks	0	0	0	0	0.00	0.00
(c)	Central Government/State Government(s)	0	0	0	0	0.00	0.00
(d)	Venture Capital Funds	0	0	0	0	0.00	0.00
(e)	Insurance Companies	0	0	0	0	0.00	0.00
(f)	Foreign Institutional Investors	0	0	0	0	0.00	0.00
(g)	Foreign Venture Capital Investors	0	0	0	0	0.00	0.00
(h)	Qualified Foreign Investor	0	0	0	0	0.00	0.00
(h)	Any Other (Total)	0	0	0	0	0.00	0.00
	Sub-Total (B)(1)	0	0	0	0	0.00	0.00
(2)	Non-institutions						
(a)	Bodies Corporate	0	0	0	0	0.00	0.00
(b)	Individuals - i. Individual Shareholders Holding Nominal Share Capital Up To >Rs. 1 Lakh.	0	0	0	0	0.00	0.00
	Individuals - ii. Individual Shareholders Holding Nominal Share Capital In Excess Of Rs. 1 Lakh	0	0	0	0	0.00	0.00
(c)	Qualified Foreign Investor	0	0	0	0	0.00	0.00
(d)	Any Other (Total)	0	0	0	0	0.00	0.00
	Sub-Total (B)(2)	0	0	0	0	0.00	0.00
	Total Public Shareholding (B)= (B)(1)+(B)(2)	0	0	0	0	0.00	0.00
	TOTAL (A)+(B)	0	0	0	0	0.00	0.00
(C)	Shares held by Custodians and against which Depository Receipts have been issued	0	0	0	0	0.00	0.00
C1	Promoter and Promoter Group	0	0	0	0	0	0
C2	Public	0	0	0	0	0	0
	GRAND TOTAL (A)+(B)+(C)	0	0	0	0	0.00	0.00

For HOD Infosys Projects Ltd

R. S. S.